

Year 3

Homework Pack

Autumn 1



This is your homework pack for Autumn 1. There are different tasks, one for each week. You can choose the order in which you complete the tasks. The tasks and your work should be stuck into your homework book and handed in each Friday. It will be marked and returned to you on Monday.

For some of the tasks, you will be able to choose which 'challenge' you complete (please make sure you only complete one challenge for each task, not all three). Challenge 3 will always be an easier version of the activity, moving up to Challenge 1 which is more difficult.

If you have any queries, come and ask me for some help!

Miss Shay

NOTE:

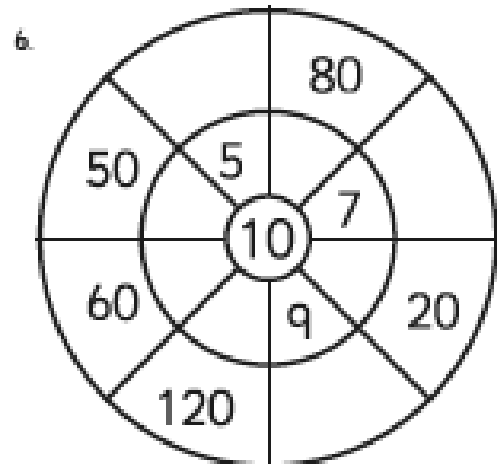
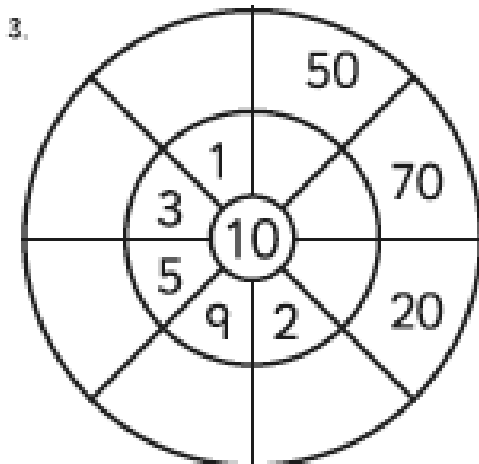
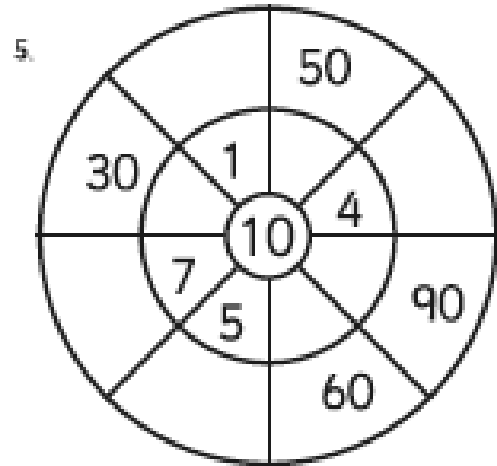
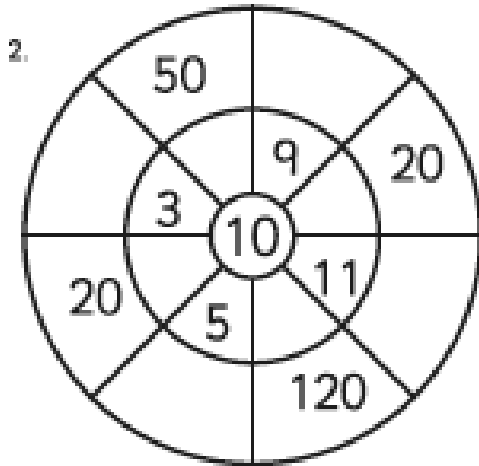
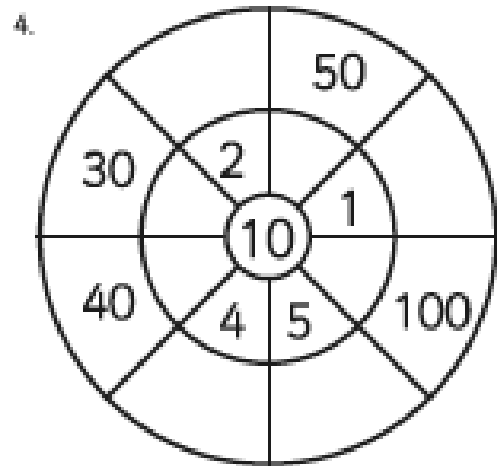
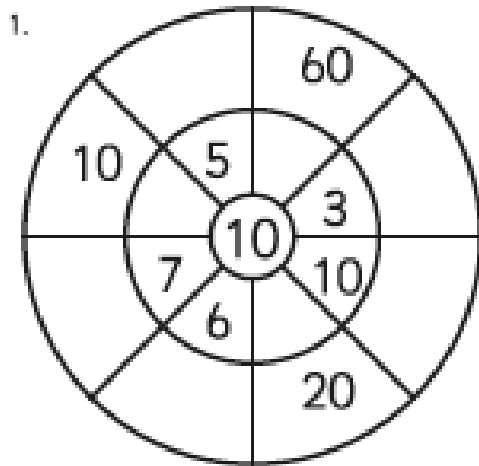
In addition to this homework pack, you will have a set of spellings to learn each week. There will be a spelling test every Wednesday and then a new set of words will be sent home.

You will also have a Times Table to learn each week. You will have a Times Table Square to help you learn them, which you can keep at home. I will let you know which Times Table to focus on each week and this will be tested on a Friday. Please ask your grown-ups to help you learn them as complete number sentences (for example, "one times three is three") and remember that the test could be in any order!

Task 1

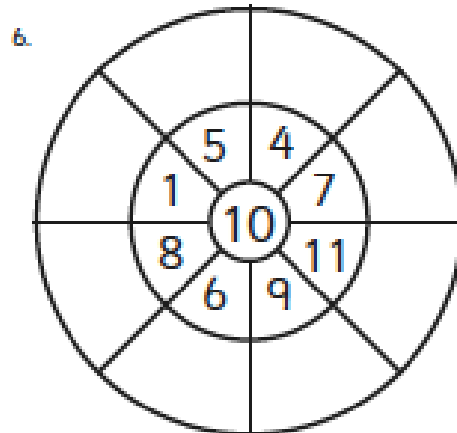
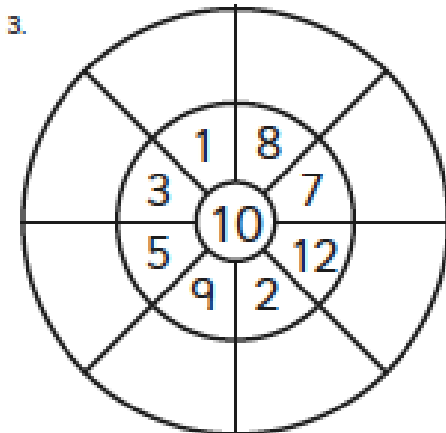
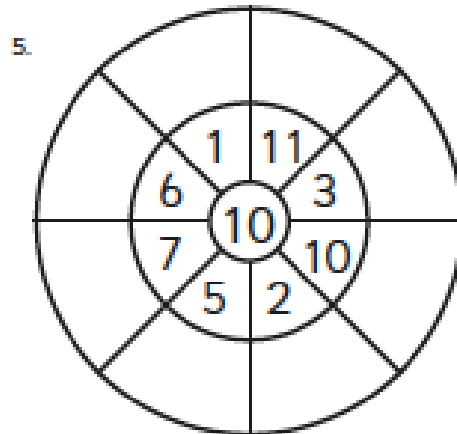
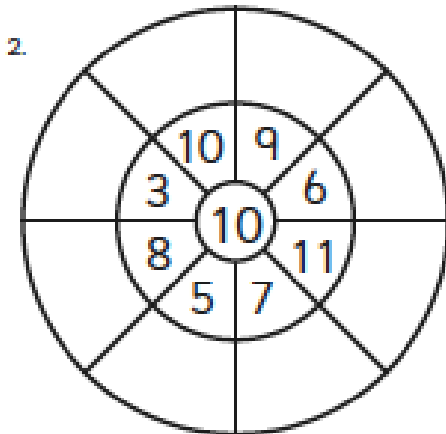
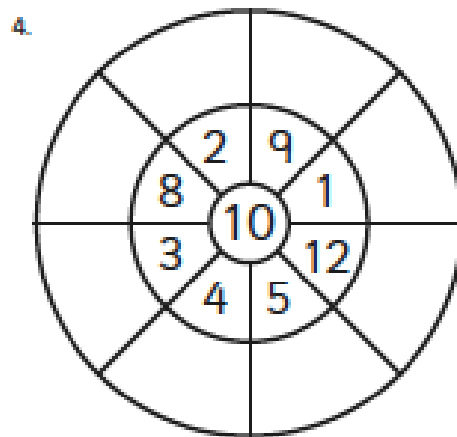
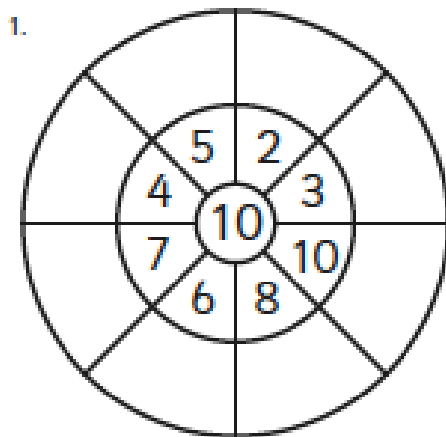
Task 1: Times Tables (Challenge 1)

Can you fill in the missing numbers of the 10 Times Table Wheels?



Task 1: Times Tables (Challenge 2)

Can you fill in the missing numbers of the 10 Times Table Wheels?



Task 1: 10 Times Tables (Challenge 3)

10 Times Table Worksheet

Name: Date:

Count in 10s and colour in the grid:

1	2	3	4	5	6	7	8	9	10
11	12	13	14	15	16	17	18	19	20
21	22	23	24	25	26	27	28	29	30
31	32	33	34	35	36	37	38	39	40
41	42	43	44	45	46	47	48	49	50
51	52	53	54	55	56	57	58	59	60
61	62	63	64	65	66	67	68	69	70
71	72	73	74	75	76	77	78	79	80
81	82	83	84	85	86	87	88	89	90
91	92	93	94	95	96	97	98	99	100

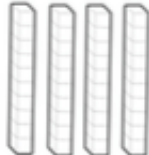
Questions

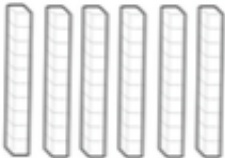
a) $2 \times 10 = \underline{\quad}$ b) $3 \times 10 = \underline{\quad}$

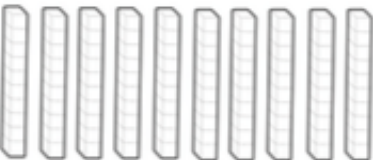
c) $4 \times 10 = \underline{\quad}$ d) $5 \times 10 = \underline{\quad}$

c) $6 \times 10 = \underline{\quad}$ d) $7 \times 10 = \underline{\quad}$

How many of each? There are 10 cubes in each stack.

a)  $\underline{\quad} \times \underline{\quad} = \underline{\quad}$

b)  $\underline{\quad} \times \underline{\quad} = \underline{\quad}$

c)  $\underline{\quad} \times \underline{\quad} = \underline{\quad}$

Task 2

Task 2: Addition (Challenge 1)



Adding Ones to a 3 Digit Number



LO: to add ones to a 3 digit number

Calculate the answer to the following:

1) $136 + 3 =$

2) $212 + 4 =$

3) $381 + 6 =$

4) $494 + 5 =$

5) $533 + 4 =$

6) $620 + 7 =$

7) $725 + 4 =$

8) $952 + 7 =$

Calculate the answer to the following:

9) $165 + 8 =$

10) $224 + 7 =$

11) $388 + 6 =$

12) $478 + 5 =$

13) $529 + 4 =$

14) $645 + 9 =$

15) $713 + 8 =$

16) $995 + 6 =$

Task 2: Addition (Challenge 2)



Adding Ones to a 3 Digit Number



LO: to add ones to a 3 digit number

Calculate the answer to the following:

1) $136 + 3 =$

2) $212 + 4 =$

3) $381 + 6 =$

4) $494 + 5 =$

5) $533 + 4 =$

6) $620 + 7 =$

7) $725 + 4 =$

8) $952 + 7 =$

Calculate the answer to the following:

9) $165 + 2 =$

10) $244 + 3 =$

11) $388 + 1 =$

12) $478 + 1 =$

13) $527 + 2 =$

14) $645 + 4 =$

15) $713 + 4 =$

16) $995 + 3 =$

Task 2: Addition (Challenge 3)

1. $30 + 10 =$ _____ $35 + 10 =$ _____ $37 + 10 =$ _____ $38 + 10 =$ _____	2. $20 + 30 =$ _____ $25 + 30 =$ _____ $26 + 30 =$ _____ $29 + 30 =$ _____
3. $10 + 20 =$ _____ $16 + 20 =$ _____ $17 + 20 =$ _____ $19 + 20 =$ _____	4. $40 + 50 =$ _____ $43 + 50 =$ _____ $44 + 50 =$ _____ $48 + 50 =$ _____
5. $50 + 30 =$ _____ $54 + 30 =$ _____ $55 + 30 =$ _____ $58 + 30 =$ _____	6. $20 + 60 =$ _____ $25 + 60 =$ _____ $27 + 60 =$ _____ $28 + 60 =$ _____
7. $60 + 20 =$ _____ $61 + 20 =$ _____ $64 + 20 =$ _____ $68 + 20 =$ _____	8. $70 + 20 =$ _____ $72 + 20 =$ _____ $74 + 20 =$ _____ $78 + 20 =$ _____


Task 3

Task 3: Reading Comprehension (Challenge 1)

Children can be supported in the reading of this text.


Jack and the Beanstalk

Once upon a time, there was a boy called Jack. Jack lived in a cottage with his mother. They were very poor and their most valuable possession was a cow. One day, Jack's mother asked him to take the cow to market to sell. On the way, Jack met a man who gave him some magic beans in exchange for the cow.



When Jack came home with the beans his mother was angry. She threw the beans out of the window and sent him to bed. The next morning, Jack looked out of the window. A giant beanstalk had grown in the garden! Jack decided to climb the beanstalk. It was so tall, it went right up to the sky and through the clouds!

When Jack finally reached the top, he saw an enormous castle. Jack decided to go inside; all the furniture was huge! Suddenly, Jack heard a loud noise. He ran into a cupboard to hide. A huge giant came into the room. "Fee, Fi, Fo, Fum, I smell the blood of an Englishman!" he bellowed. The giant sat down at the table. On the table was a hen and a golden harp. "Lay!" said the giant and the hen laid an egg; it was made out of solid gold. "Sing!" said the giant and the harp sang. The beautiful music made the giant fall asleep.



Jack jumped out of the cupboard and took the hen and the harp. As he ran, the harp cried, "Help master!"

The giant woke up and called, "Fee, Fi, Fo, Fum, I smell the blood of an Englishman!" He chased Jack to the top of the beanstalk. Jack climbed down the beanstalk and the giant followed him.

As Jack got to the bottom of the beanstalk, he shouted, "Help!" Jack's mother came out with an axe. She used it to chop the bottom of the beanstalk. The giant fell and crashed to the ground. He was never seen again. With the golden eggs and the magic harp, Jack and his mother lived happily ever after.



Task 3: Reading Comprehension (Challenge 1)

Answer the questions below in full sentences.

1. What was the most expensive item that Jack and his mother owned?

2. Who gave Jack something in exchange for his cow? What was it?

3. How do you think Jack's mother felt when she found out what Jack had done with the cow?

4. How can you tell the beanstalk was high?

5. What was the giant's catchphrase (a set of words that the giant said again and again)?

Task 3: Reading Comprehension (Challenge 2)

Children can be supported in the reading of this text.



Jack and the Beanstalk

Once upon a time, there was a boy called Jack. Jack lived in a cottage with his mother. They were very poor and they had a cow. One day, Jack's mother asked him to take the cow to market to sell. On the way, Jack met a man, who gave him some magic beans in return for the cow.



When Jack came home with the beans his mother was angry. She threw the beans out of the window and sent him to bed. The next morning, a giant beanstalk had grown in the garden! Jack climbed the very tall beanstalk.

When Jack finally reached the top, he saw an enormous castle. Jack went inside. Suddenly, Jack heard a loud noise and hid. A huge giant came into the room with a hen and a golden harp. "Fee, Fi, Fo, Fum, I smell the blood of an Englishman!" He shouted. The giant sat down at the table. "Lay!" said the giant and the hen laid an egg. "Sing!" said the giant. The harp sang and the giant fell asleep.



Jack jumped out of the cupboard and took the hen and the harp. As he ran, the harp shouted. The giant woke up and chased Jack. Jack climbed down the beanstalk and the giant followed him. As Jack got to the bottom of the beanstalk, he shouted, "Help!" Jack's mother came out with an axe. She used it to chop the bottom of the beanstalk. The giant fell and crashed to the ground. He was never seen again. With the golden eggs and the magic harp, Jack and his mother lived happily ever after.



Task 3: Reading Comprehension (Challenge 2)

Answer the questions below in full sentences.

1. What did Jack sell?

2. What did Jack get in return for the cow?

3. What did Jack see once he climbed to the top of the beanstalk?


4. What did Jack do when he heard the giant?

5. How did they get rid of the giant?

Task 3: Reading Comprehension (Challenge 3)


Children can be supported in the reading of this text.

Jack and the Beanstalk



Once upon a time, there was a boy called Jack. He lived with his mother and they had a cow.


One day, Jack's mother asked him to take the cow to market to sell. Jack met a man, who gave him some magic beans for the cow.



When Jack came home, his mother was angry. She threw the beans out and sent him to bed. The next morning, a giant beanstalk had grown! Jack climbed it.



When Jack reached the top, he saw a castle and went inside. Jack heard a loud noise and hid. An enormous giant came into the room with a hen and a golden harp. He shouted, "Lay!" and the hen laid an egg. Then "Sing!" and the harp sang. The giant fell asleep.



Jack took the hen and the harp. The harp shouted and the giant woke up. He chased Jack down the beanstalk. Jack shouted, "Help!" Jack's mother came out and chopped the beanstalk down with an axe. The giant fell to the ground. He was never seen again.



Jack and his mother lived happily ever after.

Task 3: Reading Comprehension (Challenge 3)

Answer the questions below in full sentences.

1. What was the boy called?

2. How did Jack's mother feel when Jack came home?

3. What had grown the next morning?

4. What did the giant do after the harp sang?

5. Where did the giant chase Jack?

Task 4

Task 4: What makes the Earth angry? (Challenge 1)

Vocabulary - Volcanoes

This half term, we are learning about the Earth's structure and focusing on events such as volcanic eruptions and earthquakes. Can you write down the meaning of each word below? You can use a dictionary to help you.

Top Tip: You may want to do this piece of homework later in the term, when we have spent some time in school on this topic.

Volcano:

Magma:

Basalt:

Vent:

Challenge: Can you put the words above into alphabetical order?

Task 4: What makes the Earth angry? (Challenge 2)

This half term, we are learning about the Earth's structure and focusing on events such as volcanic eruptions and earthquakes. Can you write down the meaning of each word below? You can use a dictionary to help you.

Top Tip: You may want to do this piece of homework later in the term, when we have spent some time in school on this topic.

Volcano:

Magma:

Basalt:

Vent:

Task 4: What makes the Earth angry? (Challenge 3)

This half term, we are learning about the Earth's structure and focusing on events such as volcanic eruptions and earthquakes.

Can you use the words in the box below, to complete the sentences?

Top Tip: You may want to do this piece of homework later in the term, when we have spent some time in school on this topic.

Pacific Magma Lava Cloud Igneous

1. Over 75% of the Earth's volcanoes are found in the _____ Ocean.
2. Hot liquid rock found deep under the Earth's surface is called _____.
3. An ash _____ is formed by a volcanic eruption.
4. When magma erupts out of a volcano, it is called _____.
5. Rocks formed from cooling lava are called _____.

Challenge Question:

How many 'famous' volcanoes can you name (for example, Vesuvius, Mount Etna)?

Task 5

Task 5: Violent Volcanoes

Choose from any of the creative ideas below! Just choose one idea!

Imagine that you have seen a volcano eruption. Write a diary entry describing what happened. What did you see? What did you hear? What did you feel? Can you use some interesting adjectives and adverbs?

Research a famous volcano such as Mount St Helens, Etna or Vesuvius and create a Fact File about it.

Can you include technical words?

Write an acrostic poem using the letters from the word 'Volcano'. The first letter of each line of your poem will spell the word 'Volcano'.

Paint a picture (or use crayons or felt pens) of a volcano. Label it carefully.



Draw a map of the world and show where volcanoes are located.

Use some scrap materials to make a volcano collage. Remember to label it carefully.

Task 6

Task 6: Amazing Adjectives!

An adjective is a word that describes a noun.

For example, a big (adjective), red (adjective) lorry (noun).

1. Name 3 adjectives that describe an apple.

2. Name 3 adjectives that start with the letter 'w'.

3. Name 3 adjectives that describe you.

4. Name 3 adjectives that describe your favourite food.

5. Name 3 adjectives that describe your favourite person.

Task 7

This will be linked to Creative Week and will be given out nearer the time...

