

Year 3

Homework Pack B

Autumn 1



This is your homework pack for Autumn 1. There are different tasks, one for each week. You can choose the order in which you complete the tasks. The tasks and your work should be stuck into your homework book and handed in each Friday. It will be marked and returned to you on Monday.

If you have any problems, come and ask me for some help!

Miss Shay

NOTE:

In addition to this homework pack, you will have a set of spellings to learn each week. There will be a spelling test every Wednesday and then a new set of words will be sent home.

You will also have a Times Table to learn each week. You will have a Times Table Square to help you learn them, which you can keep at home. I will let you know which Times Table to focus on each week and this will be tested on a Friday. Please ask your grown-ups to help you learn them as complete number sentences (for example, "one times three is three") and remember that the test could be in any order!

Task 1

Task 1: 10 Times Tables

10 Times Table Worksheet

Name: Date:

Count in 10s and colour in the grid:

1	2	3	4	5	6	7	8	9	10
11	12	13	14	15	16	17	18	19	20
21	22	23	24	25	26	27	28	29	30
31	32	33	34	35	36	37	38	39	40
41	42	43	44	45	46	47	48	49	50
51	52	53	54	55	56	57	58	59	60
61	62	63	64	65	66	67	68	69	70
71	72	73	74	75	76	77	78	79	80
81	82	83	84	85	86	87	88	89	90
91	92	93	94	95	96	97	98	99	100

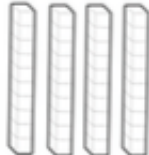
Questions


a) $2 \times 10 = \underline{\quad}$ b) $3 \times 10 = \underline{\quad}$


c) $4 \times 10 = \underline{\quad}$ d) $5 \times 10 = \underline{\quad}$

c) $6 \times 10 = \underline{\quad}$ d) $7 \times 10 = \underline{\quad}$

How many of each? There are 10 cubes in each stack.

a)  $\underline{\quad} \times \underline{\quad} = \underline{\quad}$

b)  $\underline{\quad} \times \underline{\quad} = \underline{\quad}$

c)  $\underline{\quad} \times \underline{\quad} = \underline{\quad}$

Task 2

1. $30 + 10 =$ _____

$35 + 10 =$ _____

$37 + 10 =$ _____

$38 + 10 =$ _____

2. $20 + 30 =$ _____

$25 + 30 =$ _____

$26 + 30 =$ _____

$29 + 30 =$ _____

3. $10 + 20 =$ _____

$16 + 20 =$ _____

$17 + 20 =$ _____

$19 + 20 =$ _____

4. $40 + 50 =$ _____

$43 + 50 =$ _____

$44 + 50 =$ _____

$48 + 50 =$ _____

5. $50 + 30 =$ _____

$54 + 30 =$ _____

$55 + 30 =$ _____

$58 + 30 =$ _____

6. $20 + 60 =$ _____

$25 + 60 =$ _____

$27 + 60 =$ _____

$28 + 60 =$ _____

7. $60 + 20 =$ _____

$61 + 20 =$ _____

$64 + 20 =$ _____

$68 + 20 =$ _____

8. $70 + 20 =$ _____

$72 + 20 =$ _____

$74 + 20 =$ _____


$78 + 20 =$ _____

Task 3

Task 3: Reading Comprehension

Children can have the story and the questions read to them.


Jack and the Beanstalk



Once upon a time, there was a boy called Jack. He lived with his mother and they had a cow.




One day, Jack's mother asked him to take the cow to market to sell. Jack met a man, who gave him some magic beans for the cow.



When Jack came home, his mother was angry. She threw the beans out and sent him to bed. The next morning, a giant beanstalk had grown! Jack climbed it.



When Jack reached the top, he saw a castle and went inside. Jack heard a loud noise and hid. An enormous giant came into the room with a hen and a golden harp. He shouted, "Lay!" and the hen laid an egg. Then "Sing!" and the harp sang. The giant fell asleep.



Jack took the hen and the harp. The harp shouted and the giant woke up. He chased Jack down the beanstalk. Jack shouted, "Help!" Jack's mother came out and chopped the beanstalk down with an axe. The giant fell to the ground. He was never seen again.



Jack and his mother lived happily ever after.

Task 3: Reading Comprehension

Answer the questions below in full sentences.

1. What was the boy called?

2. How did Jack's mother feel when Jack came home?

3. What had grown the next morning?

4. What did the giant do after the harp sang?

5. Where did the giant chase Jack?

Task 4

Task 4: What makes the Earth angry?

This half term, we are learning about the Earth's structure and focusing on events such as volcanic eruptions and earthquakes.

Can you use the words in the box below, to complete the sentences?

Top Tip: You may want to do this piece of homework later in the term, when we have spent some time in school on this topic.

Pacific Magma Lava Cloud Igneous

1. Over 75% of the Earth's volcanoes are found in the _____ Ocean.
2. Hot liquid rock found deep under the Earth's surface is called _____.
3. An ash _____ is formed by a volcanic eruption.
4. When magma erupts out of a volcano, it is called _____.
5. Rocks formed from cooling lava are called _____.

Task 5

Task 5: Violent Volcanoes

Choose from any of the creative ideas below! Just choose one idea!

Imagine that you have seen a volcano eruption. Write a diary entry describing what happened. What did you see? What did you hear? What did you feel? Can you use some interesting adjectives and adverbs?

Research a famous volcano such as Mount St Helens, Etna or Vesuvius and create a Fact File about it.

Can you include technical words?

Write an acrostic poem using the letters from the word 'Volcano'. The first letter of each line of your poem will spell the word 'Volcano'.

Paint a picture (or use crayons or felt pens) of a volcano. Label it carefully.



Draw a map of the world and show where volcanoes are located.

Use some scrap materials to make a volcano collage. Remember to label it carefully.

Task 6

Task 6: Amazing Adjectives!

An adjective is a word that describes a noun.

For example, a big (adjective), red (adjective) lorry (noun).

1. Name 3 adjectives that describe an apple.

2. Name 3 adjectives that start with the letter 'w'.

3. Name 3 adjectives that describe you.

4. Name 3 adjectives that describe your favourite food.

5. Name 3 adjectives that describe your favourite person.

Task 7

This will be linked to Creative Week and will be given out nearer the time...

